

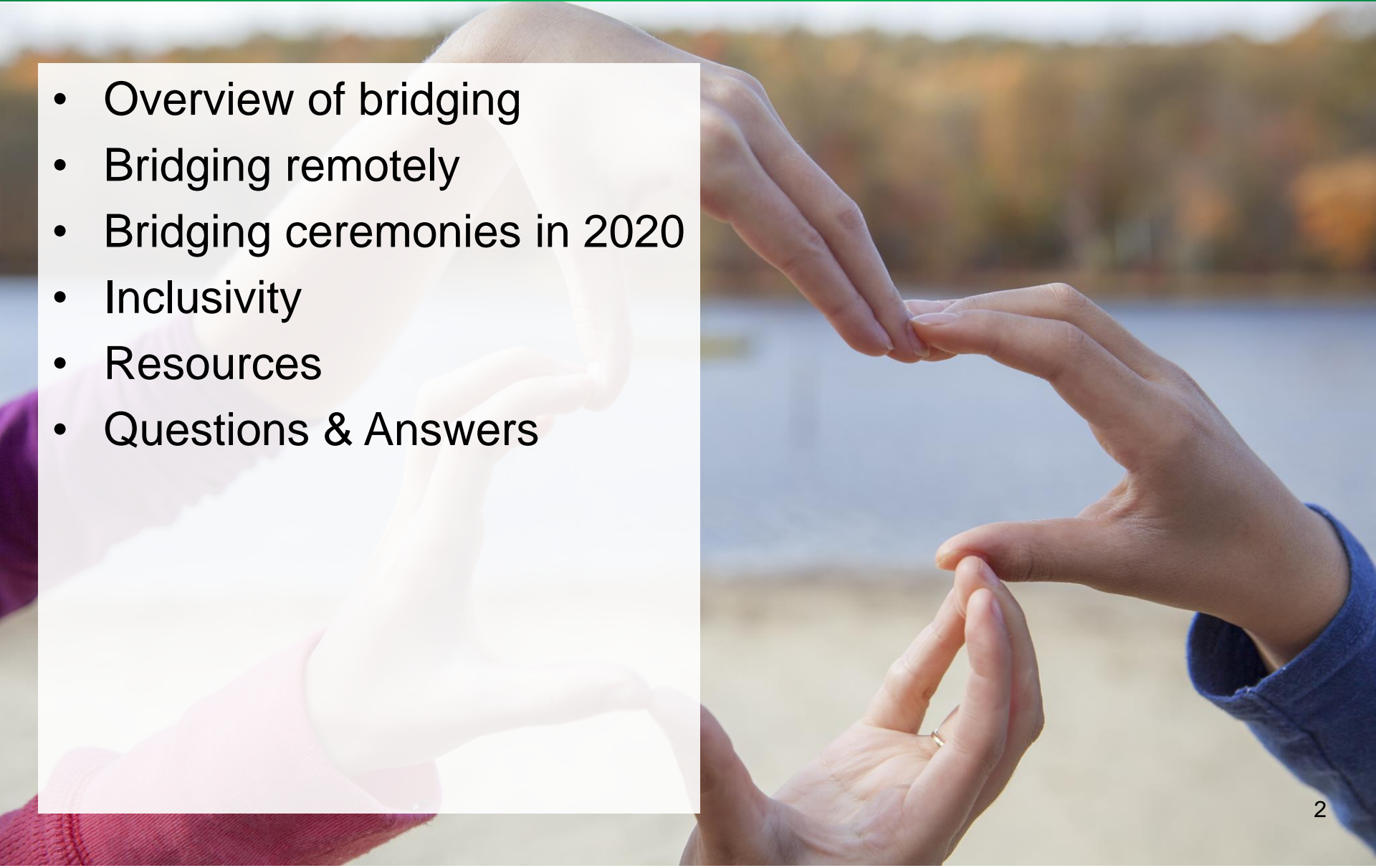


Virtual Bridging: How Girls Can Bridge Remotely ¹

Agenda




- Overview of bridging
- Bridging remotely
- Bridging ceremonies in 2020
- Inclusivity
- Resources
- Questions & Answers



What is BRIDGING?



- An important transition in a Girl Scout's life, where she becomes aware of her achievements and is ready for new adventures and responsibilities!
- Celebrating this change should be **fun**, **personalized**, and **memorable** for everyone involved
- Designed by the girls in **true partnership** with adults



Benefits of Bridging During This Time



- Teaches girls how to **ADAPT** in unexpected situations
- Allows girls to **OVERCOME** challenges and accomplish their goals
- Gives the girls something **SPECIAL** to earn and look forward to

Bridging Remotely

How girls can pass it on and look ahead from home!

Bridge to Girl Scout Brownies— Adapted



Bridging Step One: Pass It On!

- Teach younger girls the Girl Scout Promise and recite the Girl Scout Law to them. Share a story about how girls put the Promise and Law into action.
 - ☐ Have the girls meet virtually on Zoom to recite the Promise and Law and share their story

Bridging Step Two: Look Ahead!

- Say the Girl Scout Promise together. Then find out if the Brownie Girl Scouts have a favorite part of the Girl Scout Law.
 - ☐ Schedule a virtual meeting with Brownie Girl Scouts to have the girls connect.



Bridge to Girl Scout Juniors— Adapted



Bridging Step One: Pass It On!

- Have girls talk to Daisies about their favorite Brownie memories. Tell the Daisies what they have to look forward to. Show them what skills girls learned as Brownies or pictures of favorite trips.
 - ☐ Help Brownies put together a brief presentation containing pictures. Have the girls present their favorite memories on a virtual meeting.

Bridging Step Two: Look Ahead!

- Talk to one or more Junior Girl Scouts who earned their Bronze Award. How did they choose their project? Who was on their team? What did they learn? What hints or tips can they share?
 - ☐ Arrange a virtual meeting for Brownies to learn about the Bronze Award. The girls could view the new Bronze Award training!



Bridge to Girl Scout Cadettes— Adapted



Bridging Step One: Pass It On!

- Make a short video of girls speaking about their favorite Junior Girl Scout memory and why they can't wait to climb up to Cadette.
 - ☐ Have caretakers record the girls in your troop and compile a video capturing all of their responses. Share with Junior Girl Scouts.

Bridging Step Two: Look Ahead!

- Do some investigating to find out what the Cadette Journeys are. What are their themes, which Journeys interest the group the most?
 - ☐ Have the girls research independently and then schedule a virtual meeting for them to discuss what they found.



Bridge to Girl Scout Seniors— Adapted



Bridging Step One: Pass It On!

- Inspire Juniors to earn their Girl Scout Silver Award! Share the details of the project with a PowerPoint presentation and talk them through the steps of the project.
 - ☐ Girls can work collaboratively on the presentation through Google Slides and present the information virtually, or share the recording of their presentation with Juniors.

Bridging Step Two: Look Ahead!

- Connect with Girl Scout Seniors already working on a Girl Scout Gold Award project—online, on the phone, or in-person— and get some advice on how to choose a project.
 - ☐ Girls can opt for the online or over the phone option.



Bridge to Girl Scout Ambassadors– Adapted



Bridging Step One: Pass It On!

- Blog about a Take Action project.
 - ☐ Girls can share their blog post on social media and with younger Girl Scouts.

Bridging Step Two: Look Ahead!

- Meet with Ambassadors online by starting a Wiki Community. Or, start a Facebook, Google, or Yahoo! Group. Tap the widest network you can, to find out how others chose their Gold Award projects, how they connected with mentors, what outdoor adventures and trips they went on, or anything else of interest. Start a to-do list!



Bridge to Girl Scout Adult– Adapted



Bridging Step One: Pass It On!

- Spend some time with Seniors bridging to Ambassadors and share favorite parts of the Ambassador experience like Journeys, Take Action projects, trips, and leadership lessons learned.
 - ☐ Girls can arrange a phone call, group FaceTime, or another virtual method to connect.

Bridging Step Two: Look Ahead!

- Get together with an adult Girl Scout. Ask about the endurance of the Girl Scout legacy. What do they embrace about being adults in Girl Scouts?
 - ☐ Girls can work with the adult Girl Scout to figure out which remote format will work best for their conversation.



Bridging Ceremonies in 2020

Your girls have options!

Attend GSUSA's National Virtual Bridging Festivities



GSUSA is planning the following:



Part 1: Girl Scout End of Year Celebration – **FUN**

- End of June (Tentative date: Saturday, June 20)
- Instagram virtual event— everyone is invited!
- Celebrate the current year's accomplishments and have fun!
- More event details coming soon, including host and special performances.




Part 2: National Bridging Week – **TRADITION**

- New dates: August 1—8, 2020
- Series of virtual events for those bridging
- Opportunity to support the transition to the next steps in Girl Scouting virtually or locally

Host a virtual bridging ceremony!

- Design a nice presentation to honor your girls who are bridging
- Present it to the girls and their families through a virtual application



Postpone your bridging ceremony



- Hold it in the summer or fall
- Invite the girls' families, friends, and teachers
- Celebrate their Girl Scout accomplishments and resilience through this time

Things to consider



How do the girls want to bridge?

- ☐ Let the girls take the **LEAD**

Does a virtual format work for your troop?

- ☐ Consider if everyone has access to internet and technology
- ☐ Consider any girls with disabilities. Would this be engaging for them?
- ☐ Make sure this would be an inclusive experience for all girls and families

Safety and Resources

Virtual Safety

- Be sure to research the virtual platform before selecting and implementing
- Keep meetings private and don't post the link publicly (invite people individually)
- Continue to adhere to the two unrelated volunteer rule
- Refer to the **Virtual Troop Meeting Safety Activity Checkpoint** handout attached to this meeting



FREE Virtual Tools



Zoom

- Great for large groups, presentations, etc.
- 40 minute time limit on free version

Facebook Live, FaceTime, Google Hangout, Skype, WhatsApp

- All allow for video calling
- Great for girls who are passing it on and looking ahead!

Girl Scout Virtual Tools



Visit our learning page at www.gssem.org/learning

- Virtual Girl Scouting webinar recording
- Bridging Ceremonies Short & Snappy
- Highest Awards Short & Snappies

Visit our virtual page at www.gssem.org/virtual

Setting Up Virtual Meetings webinar:

- Thursday, April 30th at 7pm
- Register at www.gssem.org/calendar

Questions?

Thank you so much for being on this webinar!