



## Donate Life Patch Program Quick Start Guide

*The Donate Life Patch Program Quick Start Guide was developed by the Donate Life Youth Education Committee. This document is to serve as a template for your local outreach. It should **only** be used and distributed by Donate Life State Teams or local Donate Life affiliated organizations when pursuing local partnerships with Girl Scout councils or troops. This does not represent an official partnership between Donate Life America and Girl Scouts of the United States of America.*

*Please contact Taneisha Campbell if you have questions regarding this packet:*

*[tcampbell@golm.org](mailto:tcampbell@golm.org)  
313-875-9055 or 313-247-1989*



## Thank you from the Donate Life Community

Thank you for pursuing organ, eye and tissue donation education with your Girl Scout Troop. Girl Scouts across the country show a commitment to make the world a better place every day. Learning about and promoting donation education is just another way for Girl Scouts to do what they do best—change the world. This guide has the facts and information about organ, eye and tissue donation that you and your girls will need to pursue organ, eye and tissue donation advocacy.

On behalf of the more than 100,000 people awaiting a lifesaving organ transplant and the hundreds of thousands in need of corneal and tissue transplants, THANK YOU.

---

### In this guide, you will find:

- Recommended patch program activities.
- What is organ, eye and tissue donation? How does the process work?
- Creative ideas to talk about donation, links, and coloring pages.



# DONATE LIFE PATCH PROGRAM



## OUTCOMES

Organ, eye and tissue donors save and heal lives. We all have the power and responsibility to help others. Many people are in need of lifesaving and healing transplants. By telling more people about donation and asking people to register their decision, we can take small steps toward the goal of saving and healing more lives. By participating in the Donate Life Patch Program, girls will benefit from learning:

- Positive Values
- Challenge Seeking
- Community Problem Solving

*Select the activity(s) below that are best suited for your troop. In the following pages you will find more information and resources for your use during activities.*

## TROOP ACTIVITY IDEAS BY AGE

### Daisies

- **Make a simple craft with blue and green colored materials.**
  - Donate Life colors are blue and green. Have your troop leader(s) talk about the symbolism. Ideas include: bracelets with beads, pom-pom art, mosaics, etc.
- **Have each girl trace her handprint on blue or green paper.**
  - Make a heart shape with all the troop members' handprints.
- **Color a picture** (located in the resource section at the end of this packet)
  - Have the girls color a page while the troop leader reads the Facts pages.

### Brownies

- **Make crafts with blue and green materials.**
  - Have the leader talk about the symbolism of the colors blue and green.



- **Make a poster using facts about organ and tissue donation using blue and green materials.**
  - Have troop leaders explain a few facts about donation (see resource section).
  - Have girls pick the facts they find most important to put on the poster.
- **Draw a picture that symbolizes what it means to Donate Life.**
  - You can suggest the girls use blue and green colors, etc.
  - Inform the girls of which organs can be donated.
  - Have the girls color a page while the troop leader reads the Facts pages. (pictures located in the resource section at the end of this packet).

## **Juniors**


- **Create a poster or bulletin board with an inspiring message about donation.**
  - Team up with a local business, community center or library to display your poster or bulletin board.
- **Wear blue and green on your meeting day in honor of those on the national transplant waiting list.**
  - Encourage girls to go online to find out the latest number of people waiting for a transplant locally and nationally.
- **Take a picture with blue and green accessories to post and share inspiring messages about organ donation.**
  - Take a photo using your hands to make the heart shape.
  - Consider posting it on your troop or council's social media page.
- **Make a keychain using beads and string.**
  - Have each girl tell a "key fact" about saving lives through organ donation.

## **Cadettes**

- **Make a heart out of clay or paint pottery with hearts.**
- **Ask your school if you can pass out heart-shaped lollipops on National Donor Day (Valentine's Day.)**
  - Make slips of paper for the lollipops explaining the importance of donation.
- **Take a picture with blue and green accessories to post and share inspiring messages about organ donation.**
  - Consider posting it on your troop or council's social media page.
- **Give the girls a Donate Life green bracelet.**
  - Encourage girls to wear the bracelet for an entire day
  - Have them tell others what the bracelet symbolizes.

## **Seniors**

- **Play a game with myths/misconceptions.**
  - One girl reads the myth and another girl can tell the fact.

- 
- Let the other participants choose which one they think is the myth and fact.
  - You can cut these from the list of FAQs and highlight the part you want each girl to read (see resource section).

- **Contact a local transplant center to see if they have specific things the girls can collect and donate to their facility (pediatric transplant may request crayons and coloring books).**
  - Check to see if you can also arrange a tour!
- **Ask a Donate Life partner to come talk about organ, eye and tissue donation at a troop meeting.**
  - Invite family and friends to come and listen!
- **Find someone in your community that has been impacted by donation**
  - Invite them to share their story at a troop meeting.
  - Invite family and friends to come and listen! (Give a 5-10 minute time limit to allow time for Q&A.)

### **Ambassadors**

- **Ask your school if you can pass out heart-shaped lollipops on National Donor Day (Valentine's Day.)**
  - Make slips of paper for the lollipops explaining the importance of donation.
- **Set up a table at a public location to give out information about organ, eye and tissue donation.**
  - Places like libraries, sporting events, after a church service, or even at parent pick up after a troop meeting (see resource section).
- **Host an activity during a sporting event at your school.**
  - Center court shoot out, colored pom-poms or ribbons for cheerleaders, Donate Life stickers on players' helmets.
  - Ask the announcer to bring attention to the gesture and why organ, tissue and eye donation is important.
- **Encourage your troop to dress in blue and green on April 12, 2019, to celebrate Blue and Green Day.**
  - The date changes every year. Visit [DonateLife.net/blue-green-day/](http://DonateLife.net/blue-green-day/) to find out the date.

**Every Girl Scout is encouraged to color one of the pages below. The completed colorings will be added to our Donate Life Girl Scouts Wall located at Gift of Life Michigan.**

**Patches, bracelets, and candy will be provided by your Gift of Life Michigan contact located on the cover page.**





## CONNECT WITH OTHERS ONLINE!

Use the hashtag **#DonateLifeGirlScouts** to join in on the fun.

### Directions

1. Select an activity(s) that best suits your troop.
2. Instruct troop members on what to do.
3. While completing tasks, explain what Donate Life means by reading the facts pages to your troop.
4. Take pictures of each girl performing the task. This will be used to determine if the number of patches needed.
5. After each task is complete, have the troop color a page (located in the resource section at the end of this packet).
6. Collect colored pages and mail to:  
Gift of Life Michigan MOTTEP  
Attn: Taneisha Campbell  
3861 Research Park Drive  
Ann Arbor, MI 48108
7. Email all photos to [tcampbell@golm.org](mailto:tcampbell@golm.org)
8. We will host a Patch Award Ceremony in April at Gift of Life Michigan for those who can attend.

**Every participant should color one page (located in the resource section).**





## Facts!

### WHAT IS ORGAN, EYE AND TISSUE DONATION?

Organ and tissue donation is a gift of life that can help people live healthy, happy lives. Organ donation is when a person allows an organ of theirs to be removed, legally, either by consent while the donor is alive or after death through authorization in the donor registry or of the next of kin.

When you sign up to be an organ, eye and tissue donor on the National Donate Life Registry ([RegisterMe.org](https://RegisterMe.org)) or with a state registry ([GOLM.org](https://GOLM.org)) you are registering your decision to become a donor upon your death, if medically possible. This document of gift provides legal authorization to have your organs, corneas and/or tissue made available for those in need of lifesaving and healing transplants.

Common transplantations include: kidneys, heart, liver, pancreas, intestines, lungs, bones, skin, and corneas. Some organs and tissues can be donated by living donors, such as a kidney or part of the liver, part of the pancreas, part of the lungs or part of the intestines, but most donations occur after the donor has died.

Donors are often people who died suddenly and unexpectedly. Their families are then faced with making the decision at a time of shock and grief. Registering to be a donor before your death relieves your family of this burden and serves as a real gift to them, as well as to the grateful recipients of your donation.



## **Facts!**

# **ABOUT ORGAN, EYE AND TISSUE DONATION**

### **Heart Donation**

A donated heart helps people struggling with life-threatening heart failure, including congenital defects and valve dysfunctions. Heart recipients have a five-year survival rate of 70 percent or more and can enjoy a considerable improvement to their quality of life.

### **Kidney Donation**

A donated kidney can make all the difference in the life of someone with kidney failure. Instead of spending several hours in dialysis three or four times a week, a kidney recipient can enjoy a healthier, happier life with a working kidney that lasts an average of 12 years.

### **Liver Donation**

A donated liver can save the life of someone with liver failure, which can happen suddenly or over time due to long-term illness or disease. Over 70 percent of transplanted livers last over five years, and half are still functioning after 20 years.

### **Lung Donation**

A donated lung (or lungs) can be a life-saving gift to someone with unhealthy or damaged lungs. Damage can be caused by a range of diseases, including cystic fibrosis and chronic obstructive pulmonary disease (COPD); a single or double-lung transplant may become someone's only hope for survival.

### **Pancreas Donation**

If someone has trouble controlling blood sugar, a transplanted pancreas may be used to restore normal insulin production and drastically improve their quality of life. A pancreas transplant is often done simultaneously with a kidney transplant if the patient is at risk for future kidney damage. A transplanted pancreas can last 10+ years, on average.

### **Intestine**

Intestinal transplants are used for patients with intestinal failure that cause life-threatening complications. Intestinal failure can be caused by a range of diseases, so both children and adults can be affected.

### **Corneas**

The most common and successful transplant, corneal transplants can restore vision after other approaches have failed to relieve painful swelling or to correct vision.



## Other Tissue

Tissue donation (including tendons, skin, and bones) restores hope and mobility for tens of thousands of men and women each year. Tissue can be used to repair combat wounds for veterans, save patients with life-threatening burns, and rebuild joints.

### THE NEED IS GREAT

More than **100,000** men, women and children await lifesaving organ transplants



Even the largest football stadium in the US could not fit the number of patients on the national transplant waiting list



Another person is added to the waiting list every 10 minutes

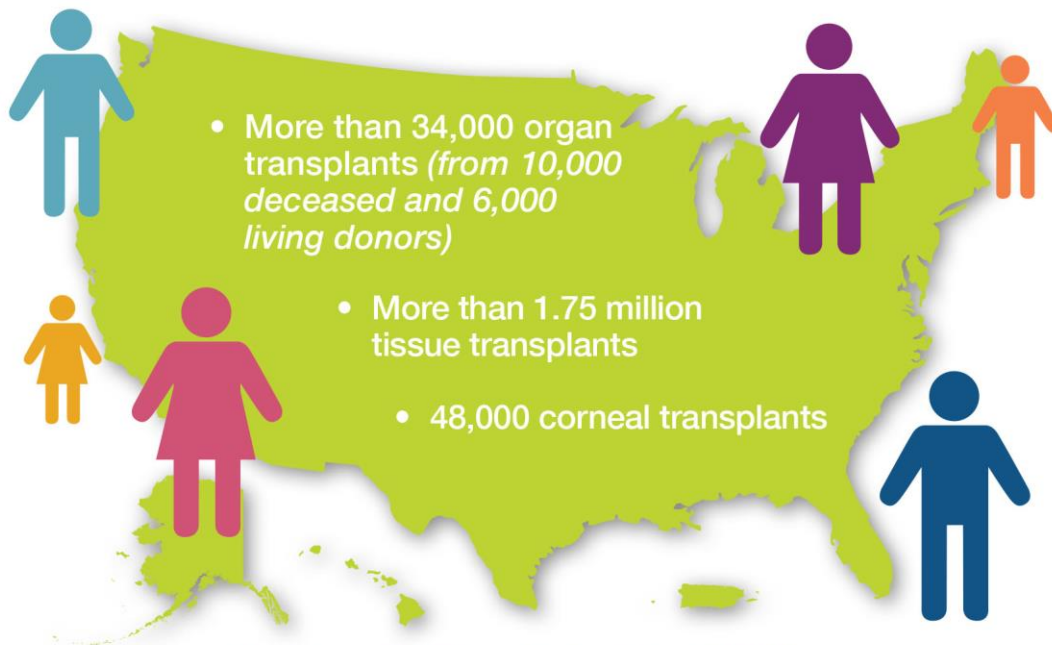
**8,000** people die each year because the organs they need are not donated in time

**80%** of patients waiting are in need of a kidney\*

**12%** of patients waiting are in need of a liver\*

*\*A living donor is an option for these patients.*

### LIVES SAVED AND HEALED EACH YEAR



*\*As of January 2018. For updated statistics, visit [UNOS.org](http://UNOS.org).*

## WAITING FOR A TRANSPLANT



When someone's organ fails, he or she may be evaluated for a potential transplant and placed on the national organ transplant waiting list.

The list is very long and not everyone survives while waiting for a donor.

Donors of all ages are needed.

*In the United States, it is illegal to buy or sell organs and tissue for transplantation.*

## FINDING A MATCH



A national system matches available organs from the donor with people on the waiting list.

*Race, income, gender, celebrity and social status are never considered.*

## BECOMING A DONOR



A person who has sustained a severe brain injury, such as from an accident, stroke or lack of oxygen, is put on artificial support.

*There is no cost to the donor's family or estate for donation.*

Doctors work hard to save the patient's life, but sometimes there is a complete and irreversible loss of brain function. The patient is declared clinically and legally dead. Only then is donation an option.



The hospital contacts the organ procurement organization (OPO), which checks the donor registry. If the person is registered, the OPO will inform the family. If not, the family will be asked to authorize donation.

Donation can provide solace to a grieving family.



*All major religions support donation as a final act of compassion and generosity.*

## SAVING LIVES



Once matches are found, the wait-listed patients are contacted by their transplant teams.



Organs are recovered from the donor with care and respect, and sent to hospitals for transplantation.



Transplants restore lives and return patients as active members of their families and communities.



## HOW DOES THE PROCESS WORK?

There are specific circumstances that must occur for someone to become an organ donor after they die. Although cases vary, there are general steps that lead to donation. It can sometimes seem intimidating to ask people to register as donors. The truth is, most people support donation and just have not thought about registering or have not been given the opportunity. Use these tips for ideas on how to start the conversation, overcome misconceptions and answer common questions.

## STARTING THE CONVERSATION

Whether you are holding a registration table at a football game, community event or just on campus one day, it is important to engage your audience. This means standing in front of the table to draw people in, rather than waiting for them to come to you.

### Open with an interesting fact.

- “Hey, did you know that you can save eight lives by registering as a donor?”

### Use giveaways to engage people as they walk by, whether it is a bracelet, pair of sunglasses or food.

- “Do you want a free donut? We’re giving them away to everyone who stops by to learn more or registers to be an organ donor!”

### Just ask!

- “We’re registering people as organ donors today! Have you registered yet? It only takes a minute.”

## OVERCOMING MISCONCEPTIONS/MYTHS

### “Doctors won’t save my life if they know I am an organ donor.”

- In an emergency, it is the entire medical team’s first priority to save the life of their patient, and they will not check to see if you are an organ donor. Doctors work hard to save the patient’s life, but sometimes there is a complete and irreversible loss of brain function. The patient is declared clinically and legally dead. Only then is donation an option.

### “You don’t want my organs!”

- Even if you drink or smoke, you could still be a donor! Let the doctors decide when the time comes. A medical evaluation is done by donation professionals at the time of death to determine eligibility.

### “I have a medical condition, so I can’t.”

- Anyone can register regardless of his or her medical history. A medical evaluation is done by donation professionals at the time of death to determine eligibility. If it is something you believe in, let the doctors make that decision when the time comes!



### **“I’m too old to donate.”**

- Anyone can be a potential donor, regardless of age. One out of three donors is over the age of 50! A medical evaluation is done by donation professionals at the time of death to determine eligibility.

### **“I think I’m already registered.”**

- Awesome! If you’re not sure, you can always register again in the National Donate Life Registry! The national and state registries are separate registries, but both are checked at the time of a person’s death.

### **“It’s against my religion.”**

- All major religions support organ, eye and tissue donation as one of the highest expressions of compassion and generosity.

### **“I have to check with my parents.” or “My parents don’t want me to.”**

- Donation is a personal choice, but it is important to discuss it with your family and loved ones. Make sure that they know your wishes!

## **FREQUENTLY ASKED QUESTIONS**

### **Will I be able to have an open casket funeral if I donate?**

- An open casket funeral is possible for organ, eye and tissue donors. Donation will not impact any other funeral arrangements either.

### **Who will receive my donated organs and tissues?**

- Many factors go into the matching process, including medical urgency, blood type and geographical location of the donor and recipient, among other criteria.
- Due to medical privacy laws, the identities of organ donors and recipients must be kept anonymous unless both parties agree to share that information.

### **Does my social and/or financial status play any part in whether or not I will receive an organ if I ever need one?**


- No. A national system matches available organs from the donor with people on the waiting list based on blood type, body size, how sick they are, donor distance, tissue type and time on the list.
- Race, income, gender, celebrity and social status are never considered.

### **Why register my decision to be an organ, eye and tissue donor?**

- You can save up to 8 lives and heal the lives of more than 75 people.
- Donation gives comfort to the donor family in knowing that their loved one helped to save the lives of others.
- Registering your decision ensures that it will be carried out, if medically possible. It also relieves your family of having to make that decision.

### **Where can I register as an organ, eye and tissue donor?**

- Online right now! Sign up with the Michigan Organ Donor Registry at [GOLM.org](https://www.golm.org).
- In the Medical ID tab of the iPhone Health app.
- At the SOS when applying for or renewing a license or ID card.

- 
- It is important to tell your family members that you have registered to be a donor so that they know your decision.

## PARTNER

Co-host your event with another club to help make it a success! Examples include fraternities, sororities, multicultural clubs, PRSSA – Public Relations Student Society of America, pre-med, nursing, and athletic programs.

## CONNECT TO THE COMMUNITY

Reach out to and invite community leaders – the mayor or a state representative – to participate. Your Donate Life representative may also have connections with a local transplant hospital or organ procurement organization for additional support.

## SHARE A STORY

Find a student, faculty member or a local family that has a connection to transplantation. A “local” story is powerful! This could include someone waiting to receive a transplant or a donor family that is interested in sharing their story. Again, your Donate Life representative may be able to connect you with a local speaker or story.

## FUN WITH FOOD

Have treats to give out as a “thank you” to those that register, reaffirm their decision, or stop to find out more about being an organ, eye and tissue donor. Reach out to the local coffee shops, bakeries and grocery stores for food item donations.

- *Lattes for Life* – Partner with your campus coffee shop to give free coffee or a discount.
- *Donuts for Donors* or “*Donut You Want to Be a Donor?*” – Give out donuts.


## USE THE STATS

Numbers are powerful. Try integrating some of the donation statistics into your event.

- Sound a bell or horn every 10 minutes to represent a person being added to the national organ waiting list
- To illustrate the 22 people who die each day waiting for a transplant, advertise your event by posting flyers featuring headshots of 22 students.
- OR have 22 people wear t-shirts with a number on it signifying 22 people die each day, on average

## GET CREATIVE!

Do something unique at your school. Create competitions between schools, have a challenge between rival schools to sign up the most students to the registry and award with a trophy! Use your local Donate Life representatives for ideas and resources.






## WEBSITES

- Gift of Life Michigan:
  - <https://www.giftoflifemichigan.org/>
  
- Detroit Minority Organ Tissue Transplant Education Program (MOTTEP) Foundation:
  - <https://www.detroitmottepfoundation.org/>
  
- National Celebrations & Observances (with resources):
  - <https://www.donatelife.net/celebrations/>
  
- Extend Your Reach Resources:
  - <https://www.donatelife.net/things-you-can-do/>
  
- Additional Educational Resources:
  - <https://www.donatelife.net/education-resources/>






Name: \_\_\_\_\_

Troop Number: \_\_\_\_\_

Date: \_\_\_\_\_








Name: \_\_\_\_\_

Troop Number: \_\_\_\_\_ Date: \_\_\_\_\_





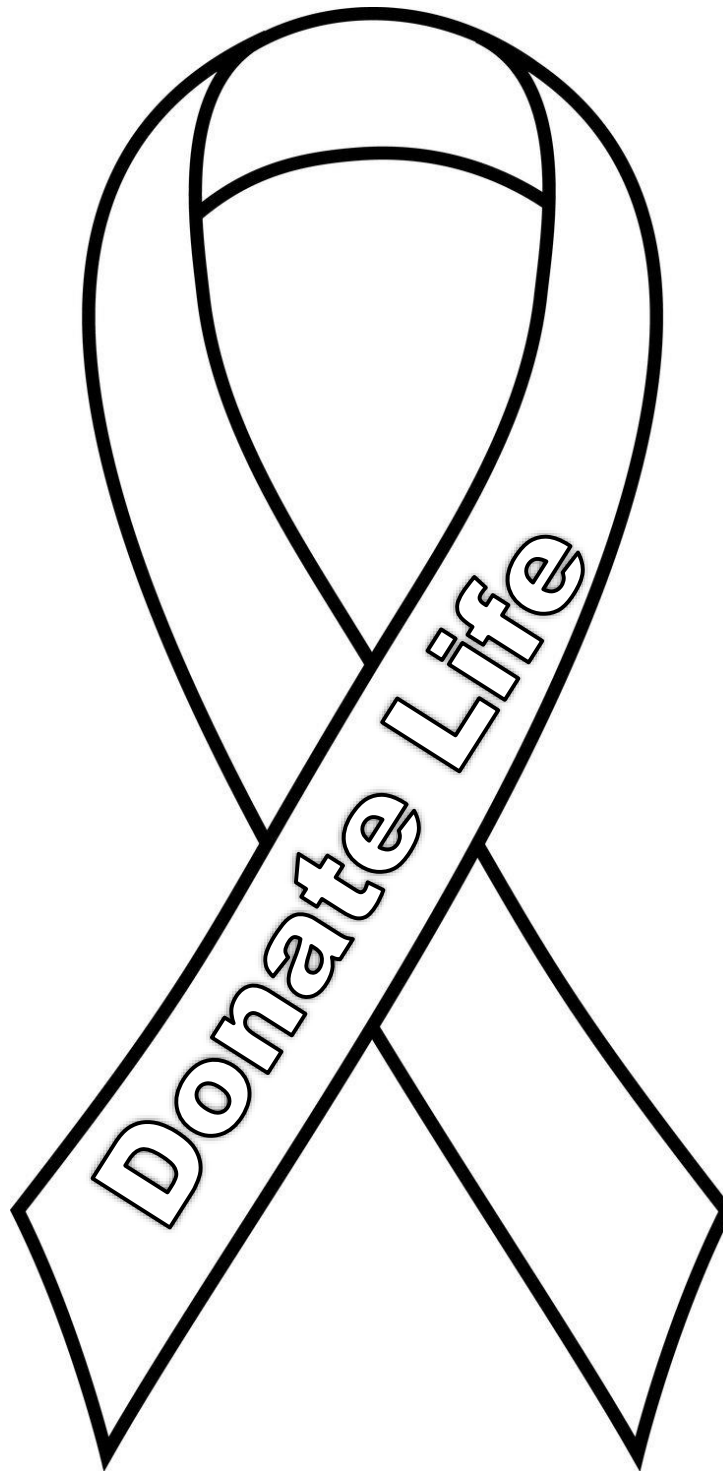


Name: \_\_\_\_\_

Troop Number: \_\_\_\_\_

Date: \_\_\_\_\_





Name: \_\_\_\_\_


Troop Number: \_\_\_\_\_ Date: \_\_\_\_\_





# Donate

# Life



Name: \_\_\_\_\_

Troop Number: \_\_\_\_\_ Date: \_\_\_\_\_





Gift of  
Life



Name: \_\_\_\_\_

Troop Number: \_\_\_\_\_

Date: \_\_\_\_\_





## Donate Life

R B M K D D T I S S U E Y  
K T Z W O K D B B L L Z Y  
I D R N J O V P U R Q T B  
D N A A N K A N E D F R V  
N T X O N E G C Z A J Z T  
E V R N N S I G M R M B Y  
Y J T R A P P I T R A E H  
E V O B I G L L G I F T T  
F C L E R Y R Y A N P Y R  
I L N D M V T O R N M L Y  
L T Q J Y L D T L L T N G

CORNEA  
DONATE  
DONOR  
FAMILY  
GIFT  
HEART  
KIDNEY  
LIFE  
LUNGS  
ORGAN  
RECIPIENT  
TISSUE  
TRANSPLANT

Name: \_\_\_\_\_

Troop Number: \_\_\_\_\_ Date: \_\_\_\_\_

