

Digital Cookie®

Registering for Digital Cookie

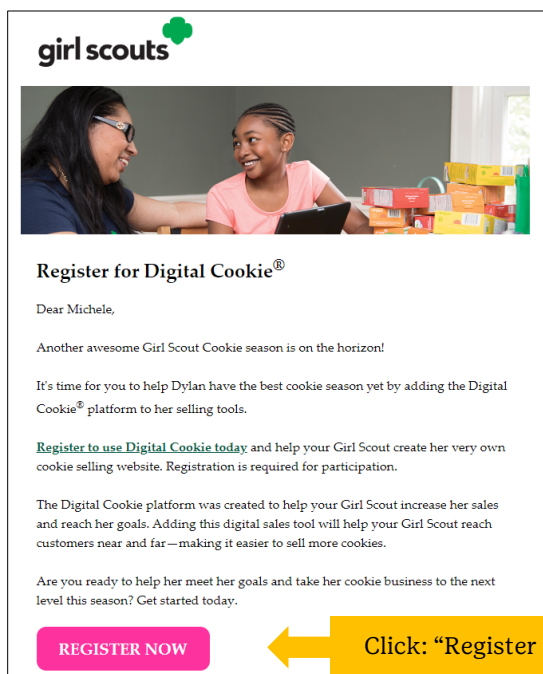
Caregivers/Girl Scouts Under 13

Step 1: Receive Registration Email

Registration emails come from “Girl Scout Cookies” (email@email.girlscouts.org) with the subject “It’s time to register your Girl Scout for Digital Cookie!”. Your Girl Scout leader should let you know when to expect that email. If the registration email was not received, view the [No Registration Email tip sheet](#).

Step 2: Click the Pink Register Now button in email

This will take users to the Digital Cookie site to get started. (For best results, use the most recent version of your web browser)



Be sure to add the above email to your address book so you get your email!

Click: “Register Now”

Step 3: Create a Password

Step 4: Use your new password to log in.

Enter the same email address where the registration email was sent.

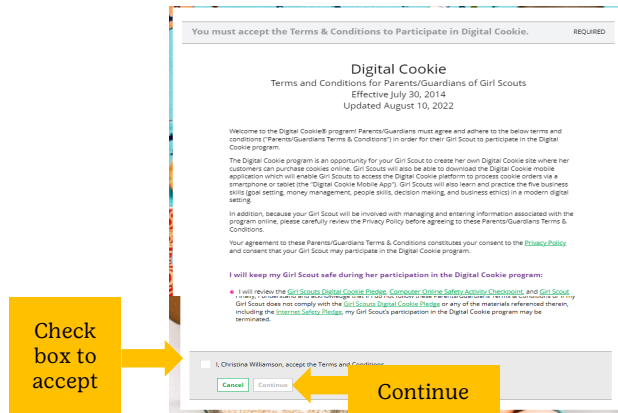
Step 5: Watch the Safety Video

Share this video with your Girl Scout to review safe selling. You won’t be able to proceed should watch this video and users cannot proceed any further until the full video has been viewed.

Digital Cookie®

Step 6: Read and Accept the Terms and Conditions for Parents/Guardians of Girl Scouts Agreement.

Note: Parents who are also cookie volunteers will see an additional Terms and Conditions document for volunteers.



You must accept the Terms & Conditions to Participate in Digital Cookie. REQUIRED

Digital Cookie

Terms and Conditions for Parents/Guardians of Girl Scouts
Effective July 30, 2014
Updated August 10, 2022

Welcome to the Digital Cookie® program! Parents/Guardians must agree and adhere to the below terms and conditions ("Parents/Guardians Terms & Conditions") in order for their Girl Scout to participate in the Digital Cookie program.

The Digital Cookie program is an opportunity for your Girl Scout to create her own Digital Cookie site where her customers can purchase cookies online. Girl Scouts will also be able to download the Digital Cookie mobile application which will enable Girl Scouts to access the Digital Cookie platform to process cookie orders via a smartphone or tablet (the "Digital Cookie Mobile App"). Girl Scouts will also learn and practice the five business skills (goal setting, money management, people skills, decision making, and business ethics) in a modern digital setting.

In addition, because your Girl Scout will be involved with managing and entering information associated with the program online, please carefully review the Privacy Policy before agreeing to these Parents/Guardians Terms & Conditions.

Your agreement to these Parents/Guardians Terms & Conditions constitutes your consent to the [Privacy Policy](#) and consent that your Girl Scout may participate in the Digital Cookie program.

I will keep my Girl Scout safe during her participation in the Digital Cookie program:

- I will review the [Girl Scouts Digital Cookie Design](#), [Computer Online Safety Activity Checkpoints](#), and [Girl Scout Terms & Conditions](#) and ensure my Girl Scout understands the program and the risks associated with participating in the program.

Girl Scout does not comply with the [Girl Scouts Digital Cookie Design](#) or any of the materials referenced therein, including the [Terms & Conditions](#), my Girl Scout's participation in the Digital Cookie program may be terminated.

☐ I, Christine Williamson, accept the Terms and Conditions.

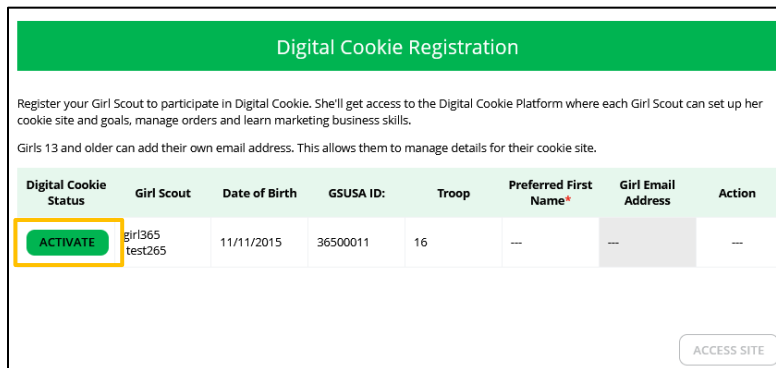
[Cancel](#) [Continue](#)

Step 7: Accept the Girl Scout Safety Pledge

Be sure to read the pledge to/with Girl Scout(s). Then check the box for "accept" and click "continue."

Step 8: Activate Girl Scout(s)

Click the activate button to update Girl Scouts preferred name if desired.



Digital Cookie Registration

Register your Girl Scout to participate in Digital Cookie. She'll get access to the Digital Cookie Platform where each Girl Scout can set up her cookie site and goals, manage orders and learn marketing business skills.

Girls 13 and older can add their own email address. This allows them to manage details for their cookie site.

Digital Cookie Status	Girl Scout	Date of Birth	GSUSA ID:	Troop	Preferred First Name*	Girl Email Address	Action
ACTIVATE	girl365 test265	11/11/2015	36500011	16	---	---	---

[ACCESS SITE](#)

Girl Scouts who are 13 or older, have the option to use their email address to manage most of the Digital Cookie site. Caregivers can simply enter the Girl Scout's email address on this screen in order to send an email to the Girl Scout inviting her to complete the registration process. (See "[Site Registration-Girl Scout 13 and Older](#)" tip sheet for instructions.)

Girl Scouts under 13 will login in partnership with their caregiver and do not need a separate email address.

After activating the Girl Scout(s) click the "Access Site" button to go to the Digital Cookie home page. Bookmark this site or save your registration email confirmation to access Digital Cookie at any time.

Next Steps: Site Setup