



Girl Scouts of Southeastern Michigan

Mall Kiosk Rules and Maps

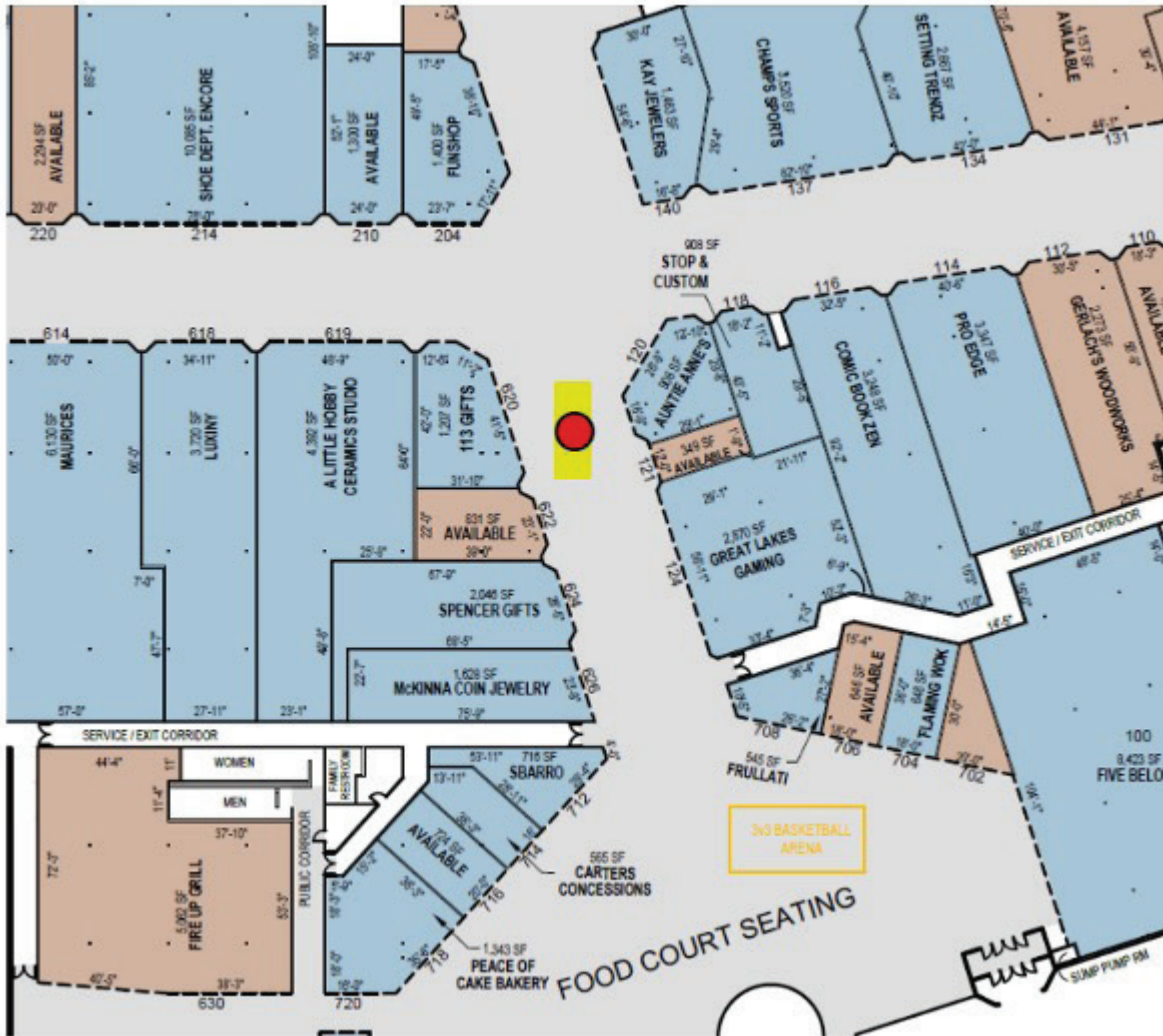
To ensure a positive experience for the 2025 cookie season, there are a few rules that GSSEM and the malls would like to share:

- If you use a cart, it must immediately be put into your car once loading/unloading is finished. It is not permitted to stay out in view of customers.
- Girl Scouts must be wearing their Girl Scout uniform, or Girl Scout apparel. Adults must be dressed professionally or wear Girl Scout apparel.
- No homemade signs are allowed. Printed and framed signs made by the troop are ok.
- The troop will be held responsible for any damage done to the kiosk during your scheduled time.
- GSSEM or the selected mall is not responsible for lost or stolen items.
- The troop may sell at the kiosk ONLY. Girls are not permitted to walk around the mall selling.
- Keep the kiosk looking clean and neat, empty boxes/cases or trash must not be visible.
- No food or drink visible.
- Coats and personal belongings are to be secured in the kiosk.

Birchwood

Located near Auntie Anne's

EXHIBIT A:



Macomb

Located near Old Navy

EXHIBIT A - SITE MAP

Licensee should load-in and load-out all equipment via corridor 305 which is accessible on the South side of the property. If you need assistance with directions for access to the mall or where your service space is, please contact Mall Security at 586-296-0330 and they will direct you accordingly.



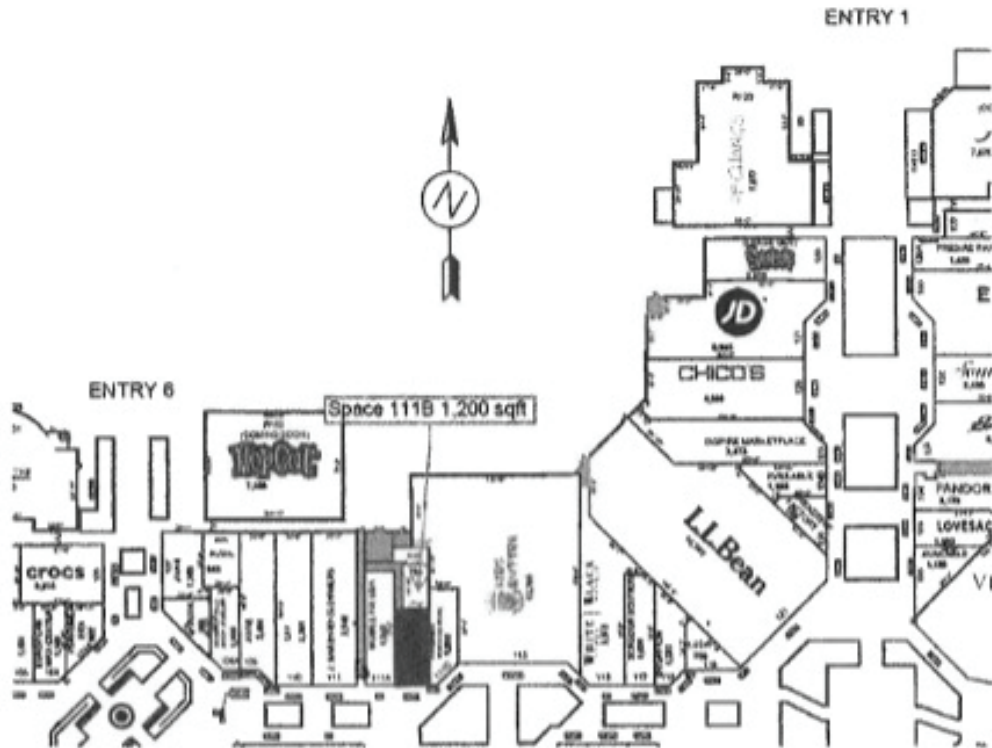
Partridge Creek

Space 111B is located between Partridge Snacks & More and MobileFix USA.

Email: productsales@gssem.org after 02/14/25 for entry code.

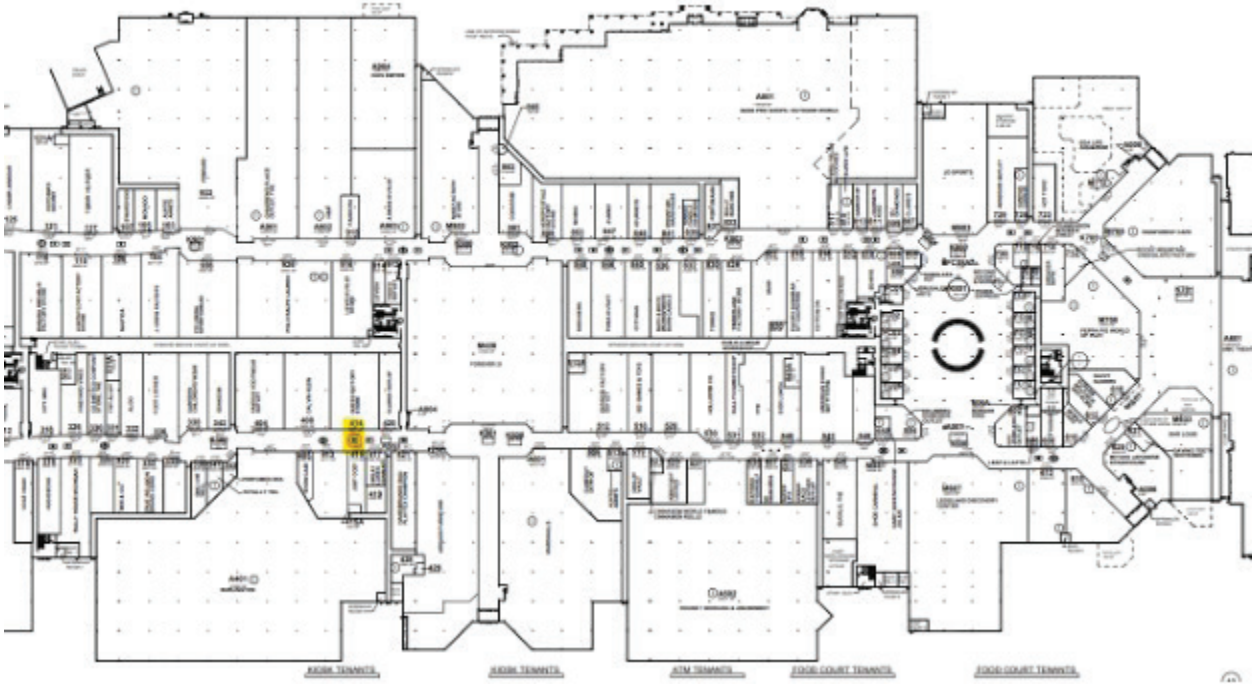
EXHIBIT A

SITE PLAN SHOWING LOCATION OF PREMISES



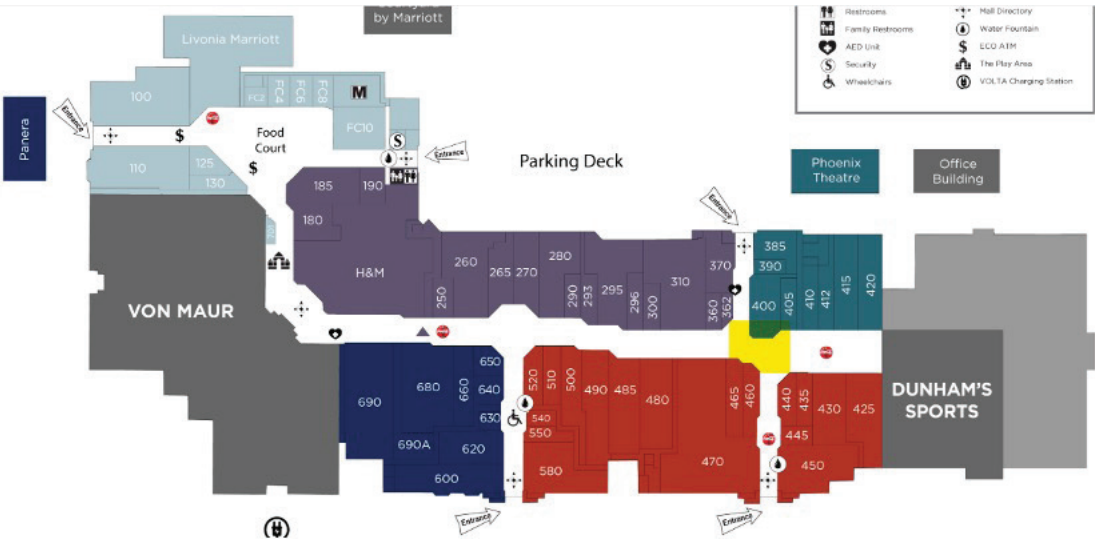
Great Lakes Crossing Outlet

District 4, in front of Guess



Laurel Park

Located near Olga's



Oakland

In front of Elias Diamonds, near center court fountain

RMU #U444K Girls Scouts

EXHIBIT A

